


DIL SWITCHES

This range of select on test/code and range setting switches overcome some of the problems of using standard dual in-line 8 way switches.

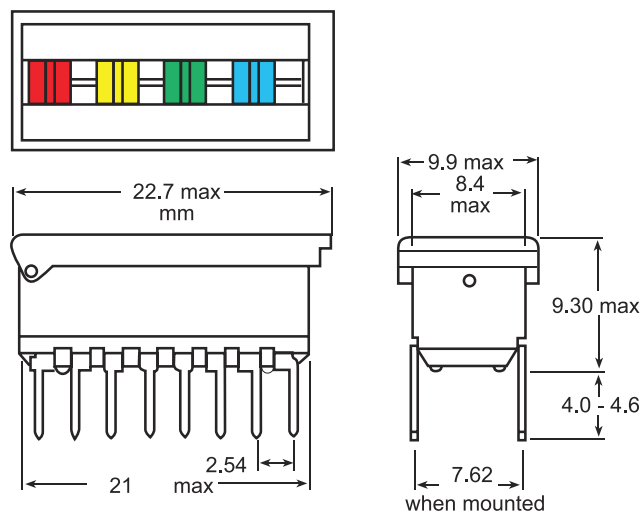
KEY FEATURES:

- An exclusive guaranteed one out of eight selection.
- Linked changeovers (up to 4) are operated by one actuator.
- Wide range of switching configurations including user PCB custom capability.
- Large numerals and coloured actuators.
- Base and tape sealed for flow soldering and solvent/aqueous washing.
- Hinged transparent dust cover and recessed actuators prevent accidental setting changes.
- 1µm hard gold plated wiping contact for low level circuits.
- If you have a volume requirement for a product variant not shown on this sheet please contact us.


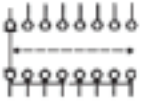
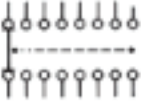

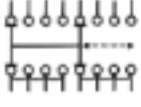
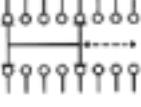
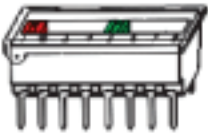
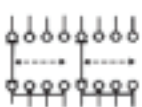
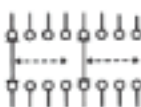

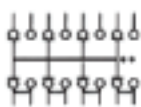
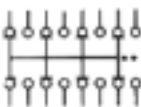

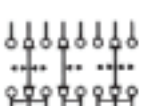
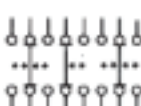

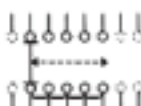
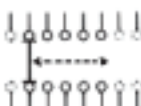


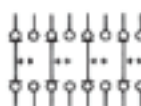

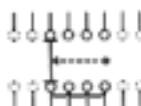
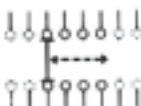
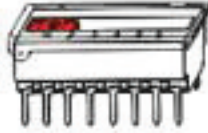
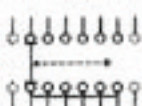


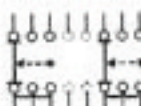
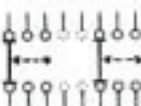

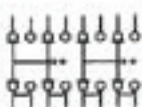
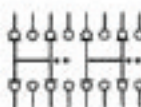

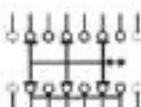
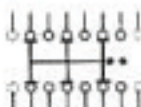


PRINCIPAL ELECTRICAL AND PERFORMANCE DATA (AT 20°C 70% R.H. FOR DS16):

- Contact Ratings: Switching: 30V, 250mA 7.5VA max.
- Non switching: 240Vac 2A.
- Initial Contact Resistance: (at 10mV, 10mA max.) Typical: 18mΩ. Max. 30mΩ.
- Life: Typical (within rated load), 1000 cycles.
- Temperature Range: Storage, electrical use and manual operation -55°C to +85°C
- Humidity: BS 2011 Test Ca: 56 days. Please note: BS 2011 is now superseded by BS EN 60068.



ELECTRICAL SCHEMATICS VIEWED FROM BELOW

	Linked Styles	Unlinked Styles		Linked Styles	Unlinked Styles
	 DS16C 1-8	 DS16D 1-8		 DS16C 2-4	 DS16D 2-4
	 DS16C VAR22*	 DS16D VAR22*		 DS16C 4-2	 DS16D 4-2
	 DS16C VAR23*	 DS16D VAR23*		 DS16C 1-5	 DS16D 1-5
	 DS16C VAR24*	 DS16D VAR24*		 DS16C 1-4	 DS16D 1-4
	 DS16C 1-6	 DS16D 1-6		 DS16C 1.3+1.3	 DS16D 1.3+1.3
	 DS16C VAR32*	 DS16D VAR32*		 DS16C 3-2	 DS16D 3-2

*Design and use with care as the sliders of these styles have unrestricted travel.